



TIVA 1030 1/2DR/ML-SN



TIVA 1030 MDR/ML-SN



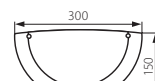
TIVA 1030 SDR/ML-SN



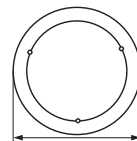
TIVA 1130 DDR/ML-SN

- ▶ shade: bent glass, painted from the inside /
- ▶ base: steel sheet / hoop: wood /
- ▶ shade fastening grips: brass

- ▶ Lichtkuppel: gebogenes Glas, von Innen angestrichen /
- ▶ Grundplatte: Stahlblech / Umreifung: Holz /
- ▶ Halter zur Befestigung der Lichtkuppel: Messing



TIVA 1030 1/2DR/ML-SN

TIVA 1030 MDR/ML-SN - Ø260
TIVA 1030 SDR/ML-SN - Ø300
TIVA 1130 DDR/ML-SN - Ø385

Kanlux	Kanlux		[W]	[g]
TIVA 1030 1/2DR/ML-SN	70740	pine / kiefer	max 60	500
TIVA 1030 MDR/ML-SN	70730	pine / kiefer	max 60	720
TIVA 1030 SDR/ML-SN	70720	pine / kiefer	max 60	970
TIVA 1130 DDR/ML-SN	70710	pine / kiefer	2 x max 60	1600



uniformly light diffusing shade surface / Gleichmäßige Lichtstreuung durch die Lampenschirmfläche

TIVA-DB



TIVA 1030 1/2DR/ML-DB



TIVA 1030 MDR/ML-DB



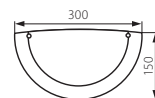
TIVA 1030 SDR/ML-DB



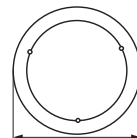
TIVA 1130 DDR/ML-DB

- ▶ shade: bent glass, painted from the inside /
- ▶ base: steel sheet / hoop: wood /
- ▶ shade fastening grips: brass

- ▶ Lichtkuppel: gebogenes Glas, von Innen angestrichen /
- ▶ Grundplatte: Stahlblech / Umreifung: Holz /
- ▶ Halter zur Befestigung der Lichtkuppel: Messing



TIVA 1030 1/2DR/ML-DB

TIVA 1030 MDR/ML-DB - Ø260
TIVA 1030 SDR/ML-DB - Ø300
TIVA 1130 DDR/ML-DB - Ø385

Kanlux	Kanlux		[W]	[g]
TIVA 1030 1/2DR/ML-DB	70741	oak / eiche	max 60	500
TIVA 1030 MDR/ML-DB	70731	oak / eiche	max 60	720
TIVA 1030 SDR/ML-DB	70721	oak / eiche	max 60	970
TIVA 1130 DDR/ML-DB	70711	oak / eiche	2 x max 60	1600



uniformly light diffusing shade surface / Gleichmäßige Lichtstreuung durch die Lampenschirmfläche