

Deckenleuchte dicht
Ceiling lighting tight fitting
Luminaire plafonnier étanche



QULES AC



IP44/20



QULES AC O - C/M



QULES AC O - C



QULES AC O - W



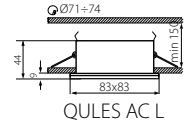
QULES AC L - C/M



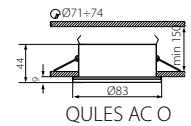
QULES AC L - C



QULES AC L - W



QULES AC L



QULES AC O

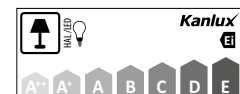


- 220-240V ~ 50/60Hz
- max 35
- IP20
IP44
- House icon
- Square icon
- Light icon
- 2x0,75-2,5
- 20÷35
- 0,5
- EAC
- CE

Kanlux



QULES AC L-W	26300	weiß / white / blanc
QULES AC L-C/M	26301	mat chrom / matt chrome / chrome mat
QULES AC L-C	26302	chrom / chrome / chrome
QULES AC O-W	26303	weiß / white / blanc
QULES AC O-C/M	26304	mat chrom / matt chrome / chrome mat
QULES AC O-C	26305	chrom / chrome / chrome



DE
Gehäuse: Aluminium-Gehäuse-Legierung, Glas

GB
casing: aluminum casing alloy, glass

FR
boîtier: alliage en aluminium, verre