





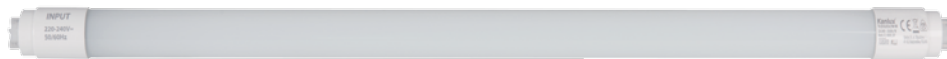
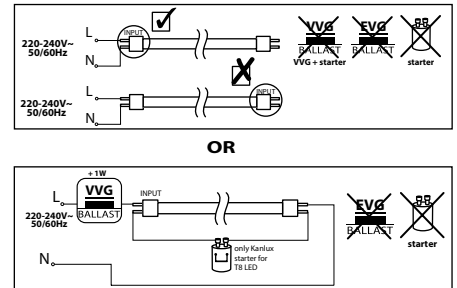
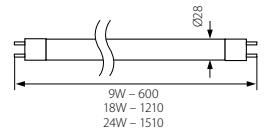
T8 LED GLASSv3


IC Driver

PF >0.9
high


140lm
W

GLASS
TUBE



T8 LED GLASSv3 9W NW



T8 LED GLASSv3 24W NW



220-240V-50/60Hz

250

25000






≥15000

-10÷40

A++

EAC

CE

| |  |  [W] |  Tc [K] |  [lm] |  kWh/1000h |
|-----------------------|---|---|--|--|---|
| T8 LED GLASSv3 9W-NW | 26062 | 9 | 4000 | 1260 | 9 |
| T8 LED GLASSv3 9W-CW | 26063 | 9 | 6500 | 1260 | 9 |
| T8 LED GLASSv3 18W-NW | 26064 | 18 | 4000 | 2520 | 18 |
| T8 LED GLASSv3 18W-CW | 26065 | 18 | 6500 | 2520 | 18 |
| T8 LED GLASSv3 24W-NW | 26066 | 24 | 4000 | 3360 | 24 |
| T8 LED GLASSv3 24W-CW | 26067 | 24 | 6500 | 3360 | 24 |