

LED Leuchte  
LED light fixture  
Luminaire LED

  
LED SMD

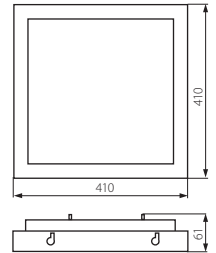


# TYBIA LED 38W-NW

 [h]  
30000



















TYBIA LED 38W-NW



TYBIA LED 38W-NW



 Tc [K] <b>4000</b>	 220-240V~ 50/60Hz
 [m] <b>3500</b>	 <b>20000</b>
	
 [°] <b>3 x (1-2,5)</b>	 [mm] <b>3 x (1-2,5)</b>
 Ra <b>≥80</b>	 <b>IP 20</b>
 [m] <b>0,5</b>	 [°] <b>110</b>
	 [W] <b>38</b>
	
	
	

**Kanlux**



TYBIA LED 38W-NW	24640
TYBIA LED 38W-NW-SE	24641



DE  
Gehäuse: Aluminiumlegierung  
Glocke: Kunststoff (PMMA)

EN  
casing: aluminium alloy  
diffuser: plastic (PMMA)

FR  
boîtier : alliage d'aluminium  
vasque : plastique (PMMA)

