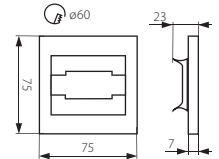






TERRA LED



TERRA MINI LED

TERRA LED

TERRA MINI LED



- ▶ housing: brushed stainless steel/ plastic
- ▶ Gehäuse: gebürstet nichtrostender Stahl/ Kunststoff

| Kanlux            | Kanlux | Tc [K] | lm | g  |
|-------------------|--------|--------|----|----|
| TERRA LED WW      | 23102  | 3000   | 13 | 84 |
| TERRA LED CW      | 23104  | 6500   | 15 | 84 |
| TERRA MINI LED WW | 23103  | 3000   | 13 | 56 |
| TERRA MINI LED CW | 23105  | 6500   | 15 | 56 |

|                        |       |         |         |       |         |       |    |
|------------------------|-------|---------|---------|-------|---------|-------|----|
| 12V DC                 | 0,8   | LED SMD | Ra ≥ 80 | 50000 | ≥ 20000 | 1/100 | CE |
| 2 x 0,5mm <sup>2</sup> | 18 cm | 0,1     | IP 20   |       |         |       |    |

|    |    |        |
|----|----|--------|
| +  | +  | Kanlux |
| A+ | A+ | A      |

for the proper functioning an electronic transformer for LED, e.g. ADI, DRIFT, DAZI or TRETO available in the Kanlux product range  
 zum ordnungsgemäßen Betrieb ist eine elektronisches LED-Netzgerät erforderlich, z.B. das im Angebot von Kanlux erhältliche ADI, DRIFT, DAZI oder TRETO