




T8 LED GLASSv2



IC Driver

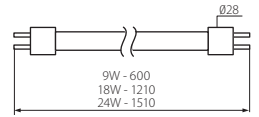


PF > 0.9
high



GLASS

TUBE



T8 LED GLASSv2 9W NW



Kanlux



kWh/1000h

		[W]	Tc [K]	[lm]	kWh/1000h
T8 LED GLASSv2 9W-NW	22654	9	4000	1080	9
T8 LED GLASSv2 18W-NW	22655	18	4000	2160	18
T8 LED GLASSv2 18W-WW	22656	18	3000	2160	18
T8 LED GLASSv2 24W-NW	22657	24	4000	2880	24



LED SMD

G13

LED technology

LED Leuchten
LED lamps
Lampes LED


T8 LED GLASS



IC Driver

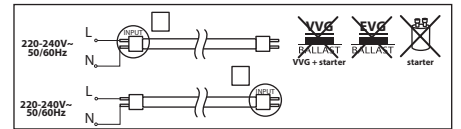
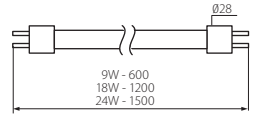


PF > 0.9
high

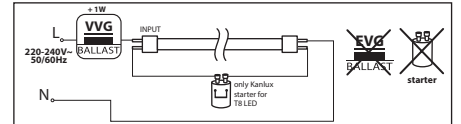


GLASS

TUBE



OR



T8 LED GLASS



220-240V-50/60Hz

200 [°]

25000 [h]

≥15000


-10÷40 [°C]

Ei A+



EAC

CE



Kanlux



[W]

Tc [K] ≤ 6x MacAdam

[lm]

kWh/1000h

	Kanlux	[W]	Tc [K] ≤ 6x MacAdam	[lm]	kWh/1000h
T8 LED GLASS 9W-NW	22650	9	4000	850	9
T8 LED GLASS 18W-WW	22652	18	3000	1500	18
T8 LED GLASS 18W-NW	22651	18	4000	1650	18
T8 LED GLASS 24W-NW	22653	24	4000	2100	24