








T8



Kanlux		 [W]	 Tc [K]	 [lm]	 kWh/1000h	 A+ A A	 [g]
T8 18W/830 WW	19920	18	3000	1350	22	A	90
T8 18W/840 NW	19921	18	4000	1350	22	A	90
T8 18W/865 CW	19922	18	6500	1250	22	A	90
T8 36W/830 WW	19923	36	3000	3350	42	A+	170
T8 36W/840 NW	19924	36	4000	3350	42	A+	170
T8 36W/865 CW	19925	36	6500	3050	42	A	170
T8 58W/830 WW	19926	58	3000	5250	67	A+	200
T8 58W/840 NW	19927	58	4000	5250	67	A+	200
T8 58W/865 CW	19928	58	6500	5000	67	A	200



T8-triple-band fluorescent lamps  
T8-Dreibandleuchtstofflampen