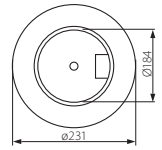
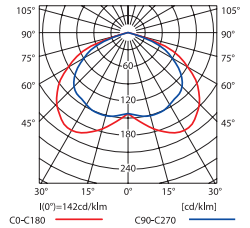




MAYOR DLP-EVG226-W



curve of intensity distribution / Lichtverteilungskurve
 $\eta = 61\%$



► casing: steel sheet / reflector: aluminum

► Gehäuse: Stahlblech / Reflektor: Aluminium

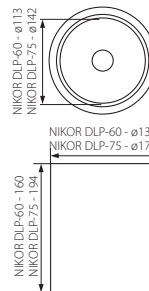
Kanlux		
MAYOR DLP-EVG226-W	08890	white / weiß

--	--	--	--	--	--	--	--	--	--	--	--	--	--	--	--	--

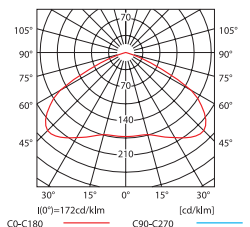
NIKOR DLP



NIKOR DLP

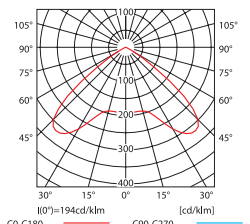


curve of intensity distribution / Lichtverteilungskurve
 $\eta = 72\%$



NIKOR DLP-60-W

curve of intensity distribution / Lichtverteilungskurve
 $\eta = 71\%$



NIKOR DLP-75-W

► casing: steel sheet / reflector: aluminum

► Gehäuse: Stahlblech / Reflektor: Aluminium

Kanlux					
NIKOR DLP-60-W	07210	white / weiß	max 60	1/-/20	500
NIKOR DLP-75-W	07211	white / weiß	max 75	1/-/12	700

--	--	--	--	--	--	--	--	--	--	--