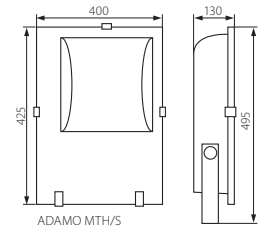




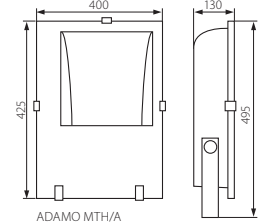
ADAMO MTH/S



ADAMO MTH/A



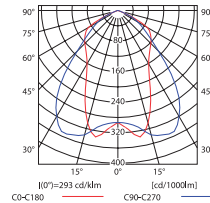
ADAMO MTH/S



ADAMO MTH/A

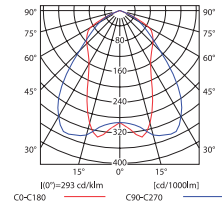


curve of intensity distribution /
Lichtverteilungskurve
 $\eta = 63\%$



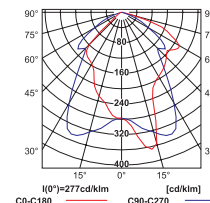
ADAMO MTH-250/S

curve of intensity distribution /
Lichtverteilungskurve
 $\eta = 63\%$



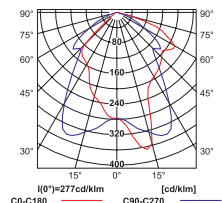
ADAMO MTH-400/S

curve of intensity distribution /
Lichtverteilungskurve
 $\eta = 65\%$



ADAMO MTH-250/A

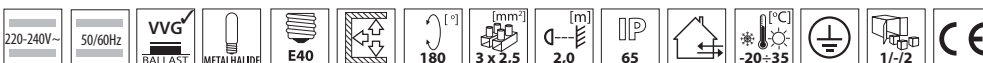
curve of intensity distribution /
Lichtverteilungskurve
 $\eta = 65\%$



ADAMO MTH-400/A

- ▶ casing: aluminum alloy / reflector: aluminum / protective pane: tempered glass
- ▶ Gehäuse: Aluminium Druckguss / Reflektor: Aluminium / Schutzscheibe: stofffestes Schutzglas

ADAMO MTH-250/S	04841	black / schwarz	250	2,1	7750
ADAMO MTH-400/S	04842	black / schwarz	400	3,5	8400
ADAMO MTH-250/A	04845	black / schwarz	250	2,1	7750
ADAMO MTH-400/A	04846	black / schwarz	400	3,5	8400



ACCESSORIES / ZUBEHÖR

GL-ADAMO 250/400	72372	protective pane for ADAMO MTH fittings / Schutzscheibe für ADAMO MTH
CL-ADAMO 250/400	72373	clips for ADAMO MTH fittings / Verschlussklammer für ADAMO MTH