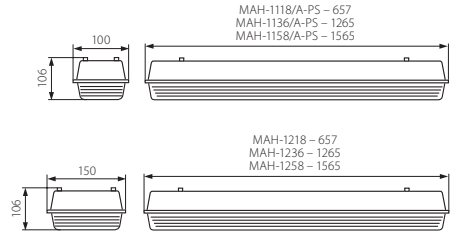
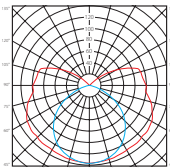




MAH/A-PS

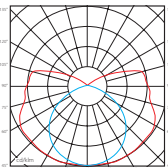


curve of intensity distribution / Lichtverteilungskurve $\eta = 72\%$



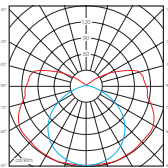
MAH-1118/A-PS

curve of intensity distribution / Lichtverteilungskurve $\eta = 86\%$



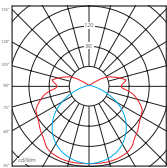
MAH-1136/A-PS

curve of intensity distribution / Lichtverteilungskurve $\eta = 80\%$



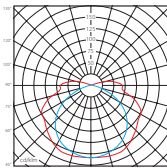
MAH-1158/A-PS

curve of intensity distribution / Lichtverteilungskurve $\eta = 70\%$



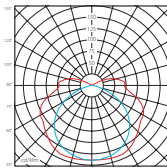
MAH-1218/A-PS

curve of intensity distribution / Lichtverteilungskurve $\eta = 74\%$



MAH-1236/A-PS

curve of intensity distribution / Lichtverteilungskurve $\eta = 73\%$

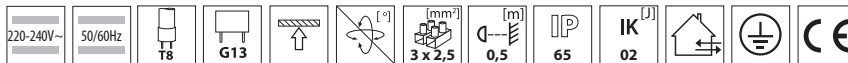


MAH-1258/A-PS

► base: ABS material / clips: polycarbonate (PC) / lampshade: polystyrene (PS)

► Grundplatte: ABS-Werkstoff / Schnappverschlüsse: Polycarbonat (PC) / Abdeckung: Polystyrol (PS)

Kanlux	Kanlux		[W]	BALLAST	Ei		[g]
MAH-1118/A-PS	04510	grey / grau	18	VVG ✓	B2	1/-/10	1450
MAH-1136/A-PS	04511	grey / grau	36	VVG ✓	B2	1/-/6	2150
MAH-1158/A-PS	04512	grey / grau	58	VVG ✓	B2	1/-/6	2810
MAH-1218/A-PS	04513	grey / grau	2 x 18	VVG ✓	B2	1/-/8	1810
MAH-1236/A-PS	04514	grey / grau	2 x 36	VVG ✓	B2	1/-/4	3410
MAH-1258/A-PS	04515	grey / grau	2 x 58	VVG ✓	B2	1/-/4	4700



simple assembling of the fitting to the base using snap fastening holders (included) / masked hole in the base, to be used for through-feed supply system / sealing choke for feeder cable
 einfache Montage der Leuchte mit den beigelegten Rasthaltern / im Sockel eine getarnte Öffnung für die durchgehende Versorgung / dichtende Drossel, die dem Einführen der Versorgungsleitung dient

ACCESSORIES / ZUBEHÖR

ROPE-NT 150	07870	steel cord (double) for hanging MAH PLUS, 2 pcs in set / Stahlseilabhängung für MAH PLUS (doppelt), Inhalt 2 Stück
CL-MAH/A	72304	plastic clips for MAH/A fittings / Kunststoff-Verschlussklammer für die Leuchten MAH/A
CL-MAH/A-INOX	72308	metal clips for MAH/A fittings / Metallverschlussklammer für die Leuchten MAH/A
GL-MAH-1118/A-PS	72362	lampshade PS for MAH-1118/A-PS fittings / Abdeckung aus PS für staubdichte Leuchten MAH-1118/A-PS
GL-MAH-1136/A-PS	72364	lampshade PS for MAH-1136/A-PS fittings / Abdeckung aus PS für staubdichte Leuchten MAH-1136/A-PS
GL-MAH-1158/A-PS	72366	lampshade PS for MAH-1158/A-PS fittings / Abdeckung aus PS für staubdichte Leuchten MAH-1158/A-PS
GL-MAH-1218/A-PS	72363	lampshade PS for MAH-1218/A-PS fittings / Abdeckung aus PS für staubdichte Leuchten MAH-1218/A-PS
GL-MAH-1236/A-PS	72365	lampshade PS for MAH-1236/A-PS fittings / Abdeckung aus PS für staubdichte Leuchten MAH-1236/A-PS
GL-MAH-1258/A-PS	72367	lampshade PS for MAH-1258/A-PS fittings / Abdeckung aus PS für staubdichte Leuchten MAH-1258/A-PS