



MR-16



## NAVI CTX-DS10



Gx5,3



NAVI CTX-DS10-AN

NAVI CTX-DS10-B



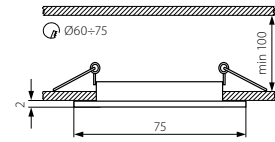
NAVI CTX-DS10-C



NAVI CTX-DS10-SN




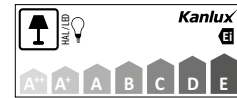
NAVI CTX-DS10-AB



**Kanlux**



NAVI CTX-DS10-AB	04693	messing patiniert / patinated brass / laiton de patine
NAVI CTX-DS10-C	04694	chrom / chrome / chrome
NAVI CTX-DS10-SN	04695	satinnickel / satin nickel / nickel satiné
NAVI CTX-DS10-B	25990	mattschwarz / black mat / noir mat



DE

Gehäuse: Aluminiumlegierung-Gussteil

GB

casing: die-cast aluminium alloy

FR

boîtier : fonte d'alliage d'aluminium

## NAVI CTX-DT10




NAVI CTX-DT10-AN

NAVI CTX-DT10-B



NAVI CTX-DT10-W



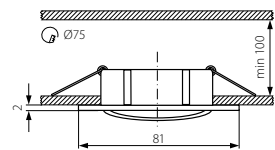
NAVI CTX-DT10-C



NAVI CTX-DT10-C/M




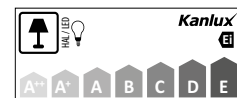
NAVI CTX-DT10-AB



**Kanlux**



NAVI CTX-DT10-B	25991	mattschwarz / black mat / noir mat
NAVI CTX-DT10-W	02550	weiß / white / blanc
NAVI CTX-DT10-C	02551	chrom / chrome / chrome
NAVI CTX-DT10-C/M	02553	matte chrome / mattchrom / chrome mat
NAVI CTX-DT10-AB	02554	messing patiniert / patinated brass / laiton de patine



DE

Gehäuse: Aluminiumlegierung-Gussteil

GB

casing: die-cast aluminium alloy

FR

boîtier : fonte d'alliage d'aluminium